

BEDE'S
HISTORY
OF ME



BEDE'S HISTORY OF ME

Ned Bustard
with Amy Clark



This book is dedicated to Robert C. Walton,
my high school church history teacher
—who has drawn many timelines.



Veritas Press, Lancaster, Pennsylvania
www.VeritasPress.com
©2013 by Veritas Press
ISBN 978-1-936648-26-9

All rights reserved. No part of this book may be reproduced without permission from Veritas Press, except by a reviewer, who may quote brief passages in a review; nor may any part of this book be reproduced, stored in a retrieval system or transmitted in any form by any means, electronic, mechanical, photocopying, recording or otherwise, without prior, written permission from Veritas Press.

Printed in the United States of America.

WELCOME

Welcome to *Bede's History of ME!*

Thank you for choosing to join Bede on a journey through time! In his book *The Sacred Wood and Major Early Essays*, T.S. Eliot wrote, "The historical sense involves a perception, not only of the pastness of the past, but of its presence." History is, in a sense, a compilation of all of the victories and failures of humankind. It is important that students not only understand the events of the past, but the significance of how those events affect their own lives. This appreciation of history will help them shape their future.

Before students begin the Veritas Press history courses, however, it is crucial for them to be able to answer the question, "What is history?" This is why the *Bede* books were created. *Bede's History of ME* is a primer, laying the groundwork for their later years of study. Upon completion of this workbook, students will better understand timelines, geography, their own history, the history of the church, and much more.

The instructor should read the book to the student from the perspective of Bede, the yarn ball. Students should simply follow the instructions you give as you read the book aloud to them. Some projects will require assistance from the instructor. Take your time and make this enjoyable. *Bede's History of ME* is designed to fill a school year by being used only once a week. As this is meant to be an exploratory introduction to history, we do not recommend grading the student's work.

Look ahead in the book to gather materials for upcoming projects. Craft or other project pages that need to be cut out are located at the back of the book, and the projects will refer you to those pages as necessary.

It has been said that what we learn from history is that we do not actually learn from history. We recognize that you do not wish this to happen in the lives of your students. That is why Veritas Press strives to equip you to impart not only the facts about history but its lessons as well. The *Bede* workbooks will help you establish a foundation on which these lessons can be built.







Hi.

My name is Bede.

I'm a TIMELINE.

I will help you learn about
WHAT happened WHEN.

TIMELINE 1

To learn how a timeline works, do the following activity.

1. Stretch a long piece of yarn across the floor.
2. Put a penny on the beginning of the piece of yarn, a second penny at the end of the piece of yarn, and several more pennies evenly spaced every few feet along the piece of yarn.
3. On a piece of paper or on a chalk board draw a long line with dots on it like the pennies on the yarn.



4. Stand at the penny at one end of the yarn. Do something there (see the examples below) then hop to the next penny and do something different. Keep doing this until you reach the last penny.
5. Write down what you did at each penny.



It may end up looking something like this:





In the example above, sitting was done first and snapping was done last. Clapping happened before spinning and blinking was done later than hopping.

TIMELINE 2

Timelines can be made for almost anything. Whatever needs to be put in order of when it happened or will happen can be put on a timeline.



Draw pictures in the boxes on the timeline below that illustrate what you did today, in the order that you did it. The first box should be a picture of you waking up in your bed.








PAST/PRESENT

On your birthday you open a PRESENT.
PRESENT is also a word that means RIGHT NOW. PAST is a word for what you did before now: maybe yesterday, last week, or even years ago.



There are drawings of things from the PAST shown on this page and the following page. Next to each picture draw what it looks like now in the PRESENT.





HISTORY

Everybody and everything has a history. HISTORY is a story about what happened BEFORE NOW. History is a collection and arranging of information about past events. People who write about history are called HISTORIANS.

Herodotus is the name of the first historian. He lived around 500 B.C. (B.C. means BEFORE CHRIST was born).

Histories have details about people and places and what those people did at those places. Sometimes histories have pictures, too, so those who read them can know what people and places looked like before the way that they look now.



Fill in the blanks below to record some of YOUR history.

When were you born?


Where were you born?

What are your
parents' names?

Where have you gone
on vacation?

Where have you gone to
celebrate Christmas?

Draw a picture of yourself in the box above.



FAMILY TIMELINE

Make a timeline of your family.

1. Collect some photographs of your family.
2. Tape a piece of yarn across the room from one wall to the other.
3. Using clothespins, hang the photos on the yarn in the order that they happened.



For example:
your grandparents
were married BEFORE
you were born and your
third birthday happened
AFTER you were born.



Bede is a timeline . . .

who strongly resembles a ball of yarn. Join Bede once a week, all year long, as this loveable character introduces the basics of history to students in a fun and memorable way.

After familiarizing your child with how a timeline works, Bede guides them in creating their own personal family timeline.

Bede's History of ME includes other projects to awaken your child's natural joy of learning. Included are activities that encourage learning the histories of holidays, toys, sports, dresses, and more! Even some church history is included to help your child recognize how God works in time.

Bede's History of ME is the perfect tool to entertain and inspire your little one with a love for history and an understanding of *what* happened *when*.

NED BUSTARD is a children's book author and illustrator. He created this and the second *Bede* book, *Bede's History of US*. Other books by him for young readers include *The Church History ABC's*, *Ella Sings Jazz*, *The Sailing Saint*, *Red Hood*, and the *Legends & Leagues* geography series. He has also written *History of Art: Creation to Contemporary* and a historical novel called *Squalls Before War: His Majesty's Schooner "Sultana."*



veritas
PRESS

ISBN 978-1-936648-26-9



9 781936 648269