

Withered Heath

Mountains

# THE HOBBIT

COMPREHENSION GUIDE

Forest  
River

Des  
on  
of S  
g

Lonel  
mountai  
Long  
Lake

Beorn

er of  
and



---

**THE HOBBIT**  
*by J.R.R. Tolkien*

Comprehension Guide  
by Emily Fischer  
Illustrated and designed  
by Ned Bustard



**veritas**  
PRESS

Copyright ©1999 Veritas Press, Inc.  
www.VeritasPress.com  
ISBN 978-1-930710-72-6

All rights reserved. Permission is granted to make unlimited photocopies of this entire manual for the school or homeschool that purchased this manual. Otherwise, no part of this book may be reproduced without permission from Veritas Press, except by a reviewer who may quote brief passages in a review; nor may any part of this book be reproduced, stored in a retrieval system or transmitted in any form by any means, electronic, mechanical, photocopying, recording or otherwise, without prior permission from Veritas Press.

Printed in the United States of America.

---

# THE HOBBIT

## *How to Use this Guide*

This guide is intended to help you study, understand, and enjoy *The Hobbit*. You might ask if a guide is really necessary to read a book. Is the student not just working to improve reading skills while being taught to enjoy reading a good book? Certainly, it is the case that the more a child reads, the more he should improve his skills, but quantity is not the only issue. Once a child has received adequate phonetic training he should learn how to read a book. Most educators using this guide will have children in the grammar stage, generally understood to be during the elementary years in classical education. (For a thorough understanding of classical Christian education a reading of *Recovering the Lost Tools of Learning*, by Douglas Wilson is highly recommended.) The basic goals of reading in the grammar stage are as follows:

The student should be able to:

1. Fluently read a given selection orally.
2. Show an increased desire for reading.
3. Show comprehension on a literal and inferential level.
4. Demonstrate an increased vocabulary.
5. Identify basic Biblical values in the literature being read.
6. Identify various styles (myths, poems, fantasy, fiction, non fiction, etc.)

At the teacher's discretion a project could be done later than it is listed, however, the projects should not be presented before they are suggested or students may not have all the information to complete them as they are listed at the place after the material in the text has been covered. The projects are best related to the story at the suggested sequence. (One exception is

The Wilderland Map Projects which could be used at the end of the book as a cumulative test.)

Diorama Project follows Chapter 1  
Rune Translation Project follows Chapter 3  
Who Am I? follows Chapter 8  
Riddled Identity follows Chapter 12  
Characters follows Chapter 15  
Wilderland Map Project follows Chapter 18

Vocabulary is listed in the back and should be covered before the student reads the particular chapter.

Answers to the questions are found in the back of the guide. Although the answers are written in complete sentences, they are not as detailed as you should expect from your students. They should restate the question in their answer, and the thoughts should be complete and thorough.

*Example:*

**Question:** Who was Gandalf?

**Answer:** Gandalf was a wizard who came to visit Bilbo.

Such writing practice trains the student to answer thoroughly, completely, and with proper grammar. Another reason is to encourage integration. We want students to understand that how they write something is as important as what they write.

The question of grading is one that always arises. Unless otherwise indicated you should assume that each question is worth one point.

May you and your students gain a great appreciation for this wonderful book.

---

# THE HOBBIT

## *Chapter 1—“An Unexpected Party”*

1. Give three points of description about Bilbo’s hobbit-hole.

---

---

---

2. Name Bilbo’s mother and father and give one point of description about each side of his family.

---

---

---

3. Who was Gandalf?

---

---

---

4. Who showed up at Bilbo’s door a few at a time?

---

---

---

5. Describe the special thing that Gandalf does with his pipe.

---

---

---

6. What were the dwarves planning to do?

---

---

---

# THE HOBBIT

## *Chapter 1, Page 2*

7. What job was Bilbo to have in the plan?

---

---

---

8. How did the dwarves know to come to Bilbo's house?

---

---

---

9. Who is Smaug?

---

---

---

10. What attracted Smaug to the mountain?

---

---


---

11. What did Gandalf have that would help them find the secret entrance?

---

---

---



---

# THE HOBBIT

## *Project—Bag-End Diorama*

Bilbo Baggins' hobbit hole is quite fancy and comfortable. Bungo Baggins, Bilbo's father, built it for his wife. It was the nicest hobbit hole around. And Bilbo is a homebody. He is very attached to the comfort and quiet of his nice home.

*Using a shoe box make a small model of Bilbo's hobbit hole. Be accurate in the details according to the description given in the book. Remember to consider the shapes and colors of parts of the hobbit hole as well as the furnishings. At least 12 details from the book must be included in the diorama. On a notecard list the 12 details that were included in the diorama.*

---

# THE HOBBIT

## *Chapter 2—“Roast Mutton”*

1. Where had the dwarves left the message for Bilbo?

---

---

---

2. Who was sent to find out about the light that they saw in the woods?

---

---

---

3. Name the three trolls.

---

---

---

4. What did Bilbo try to steal from the trolls?

---

---

---

5. How did the trolls know that Bilbo was there?

---

---

---

6. How did the trolls catch the dwarves?

---

---

---



---

# THE HOBBIT

## *Chapter 2, Page 2*

7. Name one thing that the trolls argued about?

---

---

---

8. Whose was the voice that kept the trolls arguing?

---

---

---

9. What happened at dawn?

---

---

---

10. What did Bilbo get from the trolls' lair?

---

---

---



---

# THE HOBBIT

## Chapter 3—"A Short Rest"

1. At whose house did the dwarves rest?

---

---

---

2. How did elves and dwarves get along?

---

---

---

3. Why was Durin's Day important?

---

---

---

4. When could you read moon letters?

---

---






























---

4↑N'YH◦B|◦PM◦  
XRF◦4↑FYM◦

---

# THE HOBBIT

## *Project—Rune Translation*

A 	B 	D 	E 	F 	G/J (soft) 
G (hard) 	H 	I 	K 	L 	M 
N 	O 	P 	R 	S 	T 
U 	V 	W 	Y (consonant) 	Z 	Th 
Sh 	Ch 	ng 	word space 	indicates long vowel sound 	

---

# THE HOBBIT

*Project, Page 2*

*Translate the following, then circle the true statements.*

NEBBIT<sub>1</sub>•AFT<sub>1</sub>H•HAIM<sub>1</sub>T<sub>1</sub>T<sub>1</sub>M

HALFRAY•NFA•BMR<sub>1</sub>H<sub>1</sub>

YMF<sub>1</sub>X•IZ•N•AIZFR<sub>1</sub>H

BIBB<sub>1</sub>•IZ•N•HEBBIT

FRIT•T<sub>1</sub>M<sub>1</sub>H<sub>1</sub>Z•FM•HALFRAY

BIBB<sub>1</sub>•IZ•T<sub>1</sub>T<sub>1</sub>

The Hobbit

Tolkien wrote it.

There and back again.

---

# THE HOBBIT

## Chapter 4—“Over Hill and Under Hill”

1. Describe the thunder battle.

---

---

---

---

---

---

---

2. Where did the group find shelter?

---

---

---

---

3. What happened in the middle of the night?

---

---

---

---

---

4. Who gave a yell to let the others know of the danger?

---

---

---

---

5. What did the goblins call the swords that Thorin and Gandalf got from the trolls' lair?

---

---

---

---



---

# THE HOBBIT

## *Chapter 5—“Riddles in the Dark”*

1. What did Bilbo find when he regained consciousness?

---

---

---

2. Write four adjectives used in the book for Gollum. (on pages 67,68)

---

---

---

---

3. Where does Gollum live?

---

---

4. What would Gollum receive if he wins the riddle competition? What would Bilbo receive?

---

---

---

---

5. What was the riddle and answer that Gollum could not solve?

---

---

---

---

---

# THE HOBBIT

## *Chapter 5, Page 2*

6. When did Gollum say he got his precious ring?

---

---

---

7. What special power does the ring have?

---

---

---

---



N



Western  
Lands

Edge of the Wild

Grey

Goblin  
gate

Rivendell

Great River  
Wilderla

Misty Mountains

Hobbiton



**veritas**  
PRESS

ISBN 978-1-930710-72-6



9 781930 710726